



Waste Receptacle Options Order Form

Customer:

Approval Date:

Authorized Signature of Approval:

Receptacle Details

Please mark to indicate.

Purchase Order: (Wishbone Office Use Only)

Wishbone Order #: (Wishbone Office Use Only)

Sales Rep: (Wishbone Office Use Only)

Model:

Foot Pedal for Litter Door: Y N

Door Latch Type: Hidden Door Latch Locking Door Latch

Print Name:

Title:

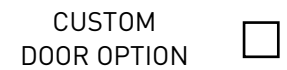


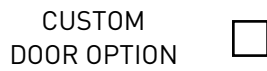

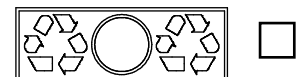
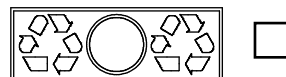
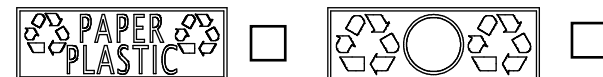
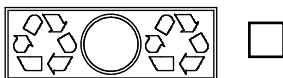
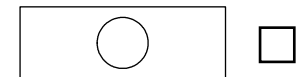
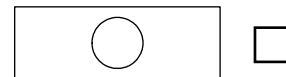
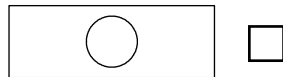


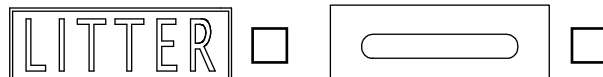

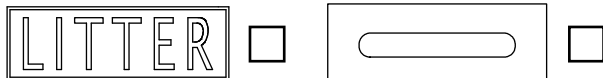
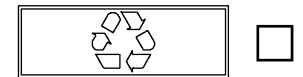
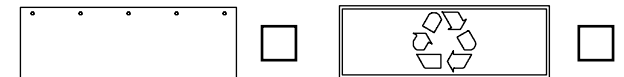
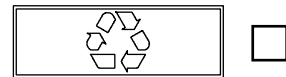
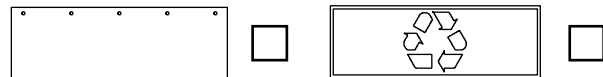
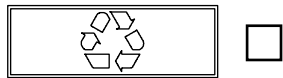
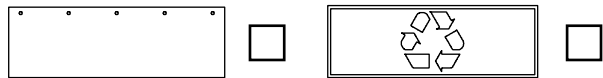
Custom Requests/Changes:

Please detail your choice(s) of waste/recycling receptacle doors. These columns correspond with the placement of your desired door choices for Recycling Stations. This view is the front face of your receptacle.

Receptacle Opening #1

Receptacle Opening #2

Receptacle Opening #3



Please return the completed form to Wishbone Site Furnishings via Email or Fax: admin@wishboneltd.com or 1-604-626-0496